


## Single relay - REL-MR- 24DC/21HC AU - 2961545

Please be informed that the data shown in this PDF Document is generated from our Online Catalog. Please find the complete data in the user's documentation. Our General Terms of Use for Downloads are valid (<http://phoenixcontact.com/download>)




Plug-in miniature power relay, with multi-layer gold contact for high continuous currents, 1 changeover contact, input voltage 24 V DC

### Your advantages

- ✓ RT III-proof (wash-proof)
- ✓ Switching current of up to 16 A



### Key Commercial Data

Packing unit	1 pc
Minimum order quantity	10 pc
GTIN	 4 017918 937942
GTIN	4017918937942
Weight per Piece (excluding packing)	16.100 g
Custom tariff number	85364900
Country of origin	Austria

### Technical data

#### Dimensions

Width	12.7 mm
Height	29 mm
Depth	15.7 mm

#### Ambient conditions

Ambient temperature (operation)	-40 °C ... 85 °C
Ambient temperature (storage/transport)	-40 °C ... 85 °C

# Single relay - REL-MR- 24DC/21HC AU - 2961545

## Technical data

### Coil side

Nominal input voltage $U_N$	24 V DC
Typical input current at $U_N$	17 mA
Typical response time	7 ms
Typical release time	3 ms
Coil resistance	1440 $\Omega \pm 10\%$ (at 20 °C)
Power dissipation for nominal condition	0.41 W

### Contact side

Contact type	1 changeover contact
Type of switch contact	Single contact
Contact material	AgNi, hard gold-plated
Maximum switching voltage	30 V AC
	36 V DC
Minimum switching voltage	100 mV (at 10 mA)
Min. switching current	1 mA (at 24 V)
Maximum inrush current	50 mA
Limiting continuous current	50 mA
Interrupting rating (ohmic load) max.	1.2 W (at 24 V DC)
Switching capacity	2 A (at 24 V, AC15)

### Contact side (with destroyed gold layer)

Contact material	AgNi
Note	the following values are applicable if a gold layer is destroyed
Maximum switching voltage	250 V AC/DC
Minimum switching voltage	12 V (at 10 mA)
Limiting continuous current	16 A
Maximum inrush current	15 A (300 ms)
Min. switching current	10 mA (at 12 V)
Interrupting rating (ohmic load) max.	384 W (at 24 V DC)
	58 W (at 48 V DC)
	48 W (at 60 V DC)
	50 W (at 110 V DC)
	80 W (at 220 V DC)
	4000 VA (for 250 V AC)
Switching capacity	2 A (at 24 V, DC13)
	0.2 A (at 110 V, DC13)
	0.2 A (at 250 V, DC13)
	2 A (at 24 V, AC15)

# Single relay - REL-MR- 24DC/21HC AU - 2961545

## Technical data

Contact side (with destroyed gold layer)

	2 A (at 120 V, AC15)
	2 A (at 250 V, AC15)

## General

Test voltage	5 kV AC (50 Hz, 1 min., winding/contact)
Operating mode	100% operating factor
Mechanical service life	3x 10 <sup>7</sup> cycles
Service life, electrical	see diagram
Mounting position	any
Assembly instructions	Can be aligned without spacing (> 70 °C ≥ 2.5 mm)

## Connection data

Connection method	Solder connection
-------------------	-------------------

## Standards and Regulations

Connection in acc. with standard	CUL
Standards/regulations	IEC 60664
	EN 50178
	EN 61810-1
Pollution degree	3
Overvoltage category	III

## Conformance/approvals

Designation	Corrosive gas test
Identification	ISA-S71.04. G3 Harsh Group
	EN 60068-2-60

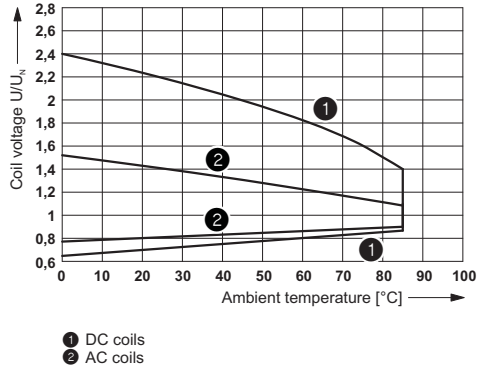
## Environmental Product Compliance

China RoHS	Environmentally friendly use period: unlimited = EFUP-e
	No hazardous substances above threshold values

## Drawings

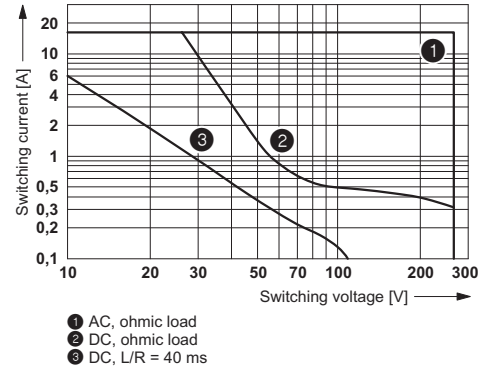
# Single relay - REL-MR- 24DC/21HC AU - 2961545

Diagram



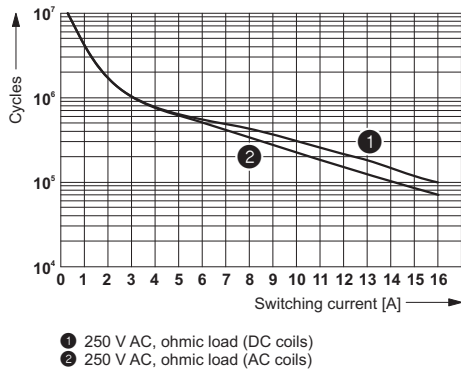
Operating voltage range

Diagram



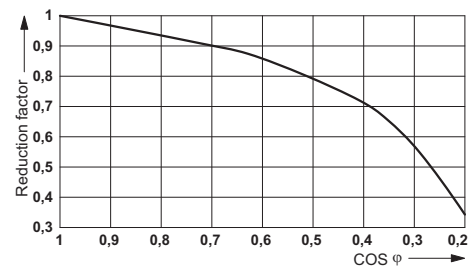
Interrupting rating

Diagram



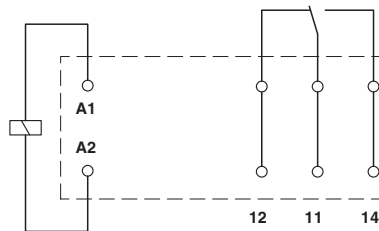
Electrical service life

Diagram



Service life reduction factor with various cos phi

Circuit diagram



## Classifications

eCl@ss

eCl@ss 10.0.1	27371601
---------------	----------

# Single relay - REL-MR- 24DC/21HC AU - 2961545

## Classifications

### eCl@ss

eCl@ss 11.0	27371601
eCl@ss 4.0	27371100
eCl@ss 4.1	27371100
eCl@ss 5.0	27371600
eCl@ss 5.1	27371600
eCl@ss 6.0	27371600
eCl@ss 7.0	27371601
eCl@ss 9.0	27371601

### ETIM

ETIM 2.0	EC001437
ETIM 3.0	EC001437
ETIM 4.0	EC001437
ETIM 6.0	EC001437
ETIM 7.0	EC001437

### UNSPSC

UNSPSC 6.01	30211916
UNSPSC 7.0901	39121515
UNSPSC 11	39121515
UNSPSC 12.01	39121515
UNSPSC 13.2	39122334
UNSPSC 18.0	39122334
UNSPSC 19.0	39122334
UNSPSC 20.0	39122334
UNSPSC 21.0	39122334

## Approvals

### Approvals

---

#### Approvals

EAC / EAC / UL Recognized / UL Recognized / cUL Recognized / cUL Recognized / VDE Zeichengenehmigung / VDE Zeichengenehmigung

---

#### Ex Approvals

---

### Approval details

# Single relay - REL-MR- 24DC/21HC AU - 2961545

## Approvals

EAC			TR_TS_D_00573_c
EAC			RU*C- DE.*08.B.00010
UL Recognized		<a href="http://database.ul.com/cgi-bin/XYV/template/LISEXT/1FRAME/index.htm">http://database.ul.com/cgi-bin/XYV/template/LISEXT/1FRAME/index.htm</a>	FILE E 228652
UL Recognized		<a href="http://database.ul.com/cgi-bin/XYV/template/LISEXT/1FRAME/index.htm">http://database.ul.com/cgi-bin/XYV/template/LISEXT/1FRAME/index.htm</a>	FILE E 172140
cUL Recognized		<a href="http://database.ul.com/cgi-bin/XYV/template/LISEXT/1FRAME/index.htm">http://database.ul.com/cgi-bin/XYV/template/LISEXT/1FRAME/index.htm</a>	FILE E 228652
cUL Recognized		<a href="http://database.ul.com/cgi-bin/XYV/template/LISEXT/1FRAME/index.htm">http://database.ul.com/cgi-bin/XYV/template/LISEXT/1FRAME/index.htm</a>	FILE E 172140
VDE Zeichengenehmigung		<a href="http://www2.vde.com/de/Institut/Online-Service/VDE-gepruefteProdukte/Seiten/Online-Suche.aspx">http://www2.vde.com/de/Institut/Online-Service/VDE-gepruefteProdukte/Seiten/Online-Suche.aspx</a>	40007758
VDE Zeichengenehmigung		<a href="http://www2.vde.com/de/Institut/Online-Service/VDE-gepruefteProdukte/Seiten/Online-Suche.aspx">http://www2.vde.com/de/Institut/Online-Service/VDE-gepruefteProdukte/Seiten/Online-Suche.aspx</a>	40048281

## Accessories

### Additional products

## Single relay - REL-MR- 24DC/21HC AU - 2961545

### Accessories

#### Relay base - PR1-BSC2/2X21 - 2833518



PR1... relay base, for miniature power relays or miniature switching relays with 1 or 2 changeover contacts or solid-state relays of the same design, 2/2-level version, screw connections, plug-in option for input/interference suppression modules

#### Relay base - PR1-BSC3/2X21 - 2833521



PR1... relay base, for miniature power relays or miniature switching relays with 1 or 2 changeover contacts or solid-state relays of the same design, 1/3-level version, screw connections, plug-in option for input/interference suppression modules

#### Relay base - PR1-BSP3/2X21 - 2833534



PR1... relay base, for miniature power relays or miniature switching relays with 1 or 2 changeover contacts or solid-state relays with the same design, 1/3-level version, spring-cage connections, plug-in option for input/interference suppression modules

#### Relay base - RIF-1-BPT/2X21 - 2900931



Relay base RIF-1..., for miniature power relay with 1 or 2 changeover contacts or solid-state relays of the same design, Push-in connection, plug-in option for input/interference suppression modules, for mounting on NS 35/7,5

#### Relay base - RIF-1-BSC/2X21 - 2900930



RIF-1... relay base, for miniature power relay with 1 or 2 changeover contacts or identical solid-state relays, screw connection, plug-in option for input/interference suppression modules, for mounting on NS 35/7,5

